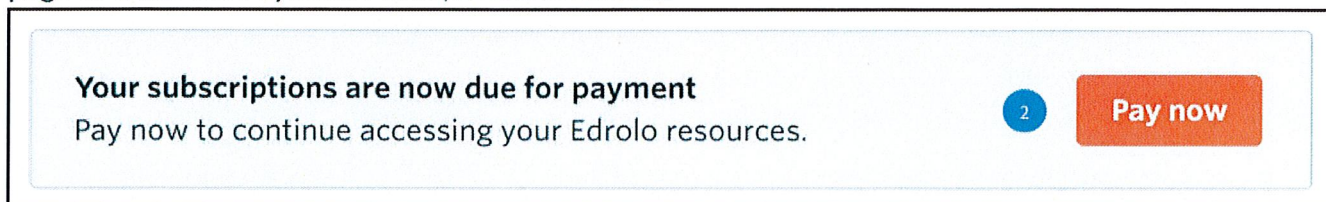
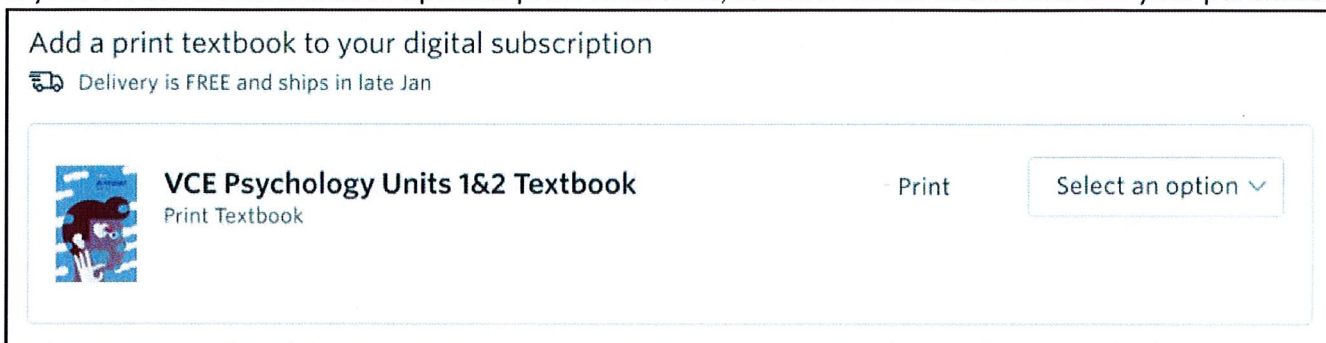


To make a payment via the Edrolo Payment Portal, follow the instructions below.

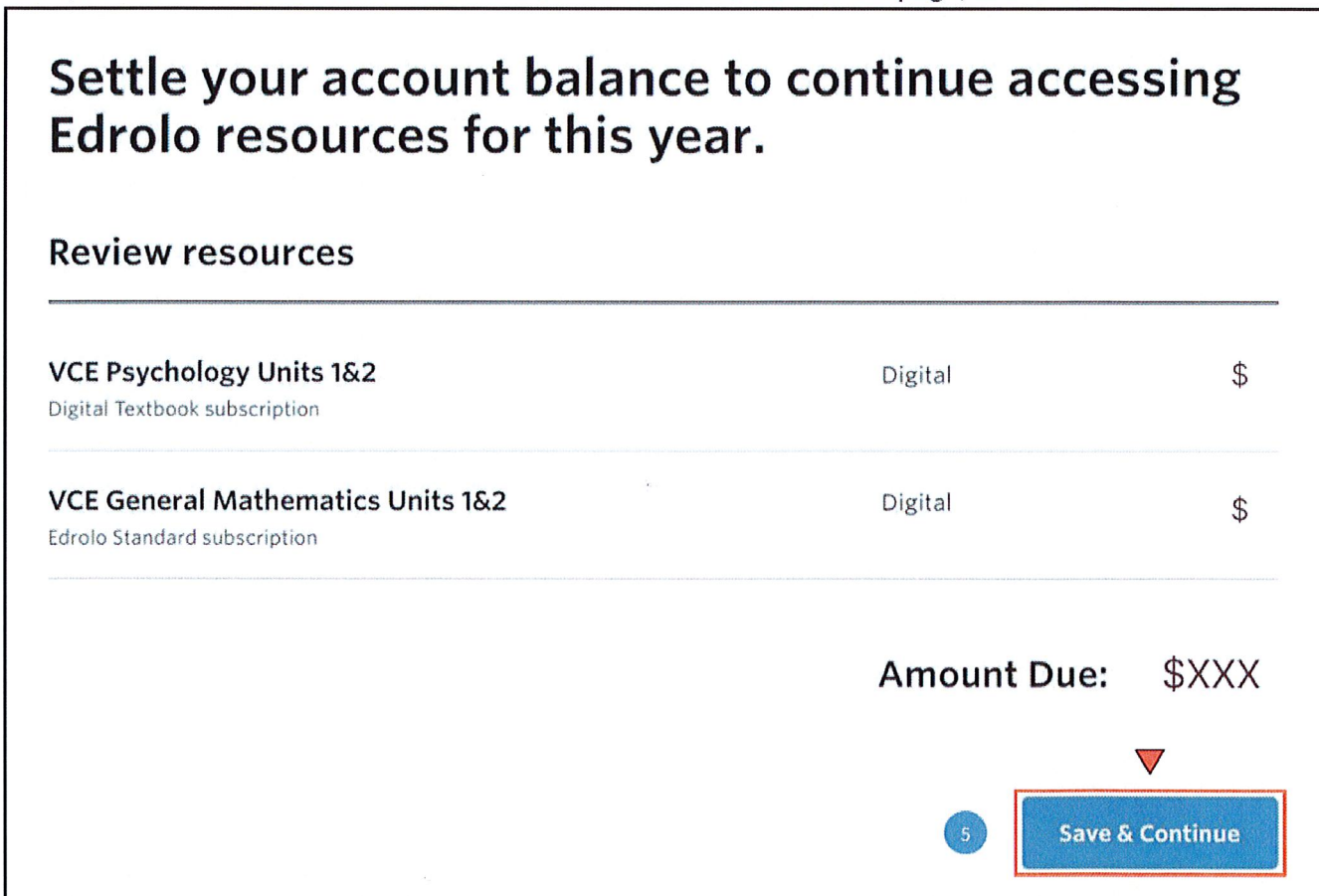
- 1 Log into your Edrolo account at <https://edrolo.com.au/account/login>. If you are a parent trying to make a payment for your child, log into your child's Edrolo account using the same URL.
- 2 Once you have logged into your account, navigate to the red **Pay now** button located at the top of the page to enter the Payment Portal, as shown below:



- 3 Once you are in the Payment Portal, review your resources to ensure they align with the subjects you or your child are enrolled in.
- 4 If your school is subscribed to optional print textbooks, select whether to add these to your purchase:



- 5 Next, select the blue **Save and Continue** button at the bottom of the page, as shown below:



- 6 You will then be prompted to enter your shipping address details only if print textbooks are to be delivered directly to your home.
- 7 Finally, enter your credit/debit card details and place your order. A receipt will be sent to the primary